

Investment objective & strategy

To achieve long-term capital growth through equity or equity related investments predominantly in the stock markets of India. The Fund will also invest in companies traded in other markets where a significant proportion of growth in their underlying business is set to derive from India.

The Fund offers access to the equity market of one of the largest and the fastest-growing economies in the world. Our investment approach results in a concentrated and high conviction portfolio of stocks benefitting from the India growth opportunity. We are long term investors and focus on quality at a management, promoter and franchise level in companies offering valuations with a favourable risk-reward balance that exhibit superior compounding potential over time.

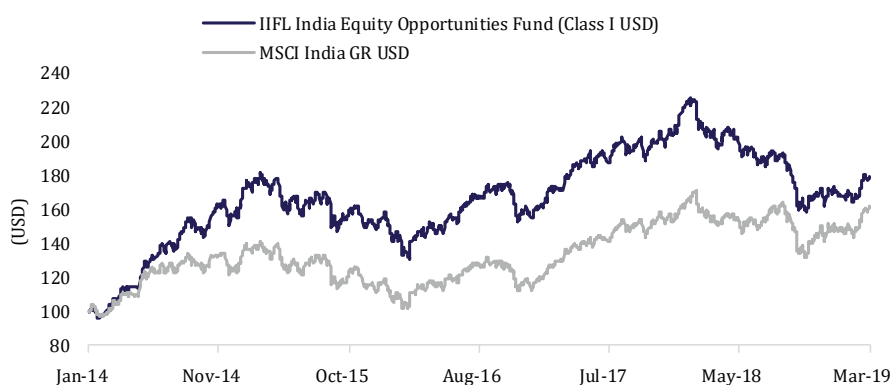
Commentary

MSCI India posted strong outperformance in March, returning near 9% in USD terms after underperforming both MSCI Developed and MSCI Emerging markets since the beginning of the year. The Indian Rupee also helped returns for foreign investors as it appreciated by over 2% on the month. Small and mid-cap stocks outperformed large cap stocks, a change from recent trends where large caps have significantly outperformed.

On 10th March the schedule for the Indian elections was finally announced. The election will be held in seven phases with the first voting beginning in certain states on 11th April until completion on 19th May. Votes will be counted on 23rd May, and on the same day the results will be declared. At the end of March, polls indicate an election victory for the incumbent BJP/Prime Minister Modi, although at a reduced majority than that seen in the last election.

Foreign investor inflows into Indian equities have recently picked up significantly amid rising market expectations of a potentially stable government. In March, foreign investors invested over USD 5 bn into Indian equities, the largest monthly buying since early 2017. Domestic investors were net sellers over the month as per NSE data.

Fund Performance¹



Source: Bloomberg; Data as on 29 March 2019. The above investment performance is for illustrative purposes only.

Performance Summary

Share Class	Inception Date ²	ISIN	Bloomberg Ticker	SEDOL	AMC Fees ³ (p.a.)	TER ⁴ (%)	Minimum Investment ⁵ (USD)	NAV per share	Calendar Year (%)					Periodic (%)				
									2018	2017	2016	2015	2014	YTD	1y	3y	5y	SI ⁶
USD Share Classes																		
Class I	08-Jan-14	LU1820743067	IIFLIOI LX	BHTCLM4	0.75	1.34	100,000	17.88	(20.96)	37.82	0.83	(0.57)	-	3.18	(9.23)	6.54	9.52	11.77
Class R	10-Sep-12	LU1820743653	IIFLIOR LX	BHTCLP7	1.50	2.11	10,000	19.06	(21.59)	36.74	0.03	(1.35)	55.48	2.99	(9.93)	5.70	8.66	10.35
Class D	08-Jan-14	LU1820744206	IIFLIOD LX	BHTCLQ8	1.00	1.58	10,000	17.67	(21.16)	37.47	0.67	(0.82)	-	3.12	(9.46)	6.27	9.27	11.51
MSCI India GR USD			M2IN Index					-	(7.31)	38.76	(1.43)	(6.12)	23.87	7.16	6.75	11.71	7.87	9.60
GBP Share Classes																		
Class I	01-Jun-16	LU1820743141	IIFLIIG LX	BHTCLN5	0.75	1.34	100,000	1.29	(16.29)	25.83	-	-	-	0.92	(2.27)	-	-	9.53
Class D	01-Jun-16	LU1820744388	IIFLIDG LX	BHTCLR9	1.00	1.58	10,000	1.28	(16.49)	25.38	-	-	-	0.86	(2.51)	-	-	9.24
MSCI India GR GBP			M2IN Index					-	(1.65)	26.66	17.64	(0.73)	31.70	5.12	15.31	15.60	13.41	15.64

Source: Bloomberg; Data as on 29 March 2019.

¹IIFL Fund was launched on 29 January 2019 by way of a merger with Ashburton Investments SICAV - India Equity Opportunities Fund. All performance figures prior to this date pertain to Ashburton India Equity Opportunities Fund. All returns below 1 year are absolute and above 1 year are annualized. The returns are shown for USD and GBP series in their respective currencies. Income is reinvested on the ex-dividend date. The above performance is calculated for the portfolio and actual individual investor performance will differ as a result of applicable initial fees, actual investment date, date of reinvestment and dividend withholding tax. Past performance should not be seen as an indication of future performance. Where investments involve exposure to a currency other than that in which it is denominated, any currency movement may also have an adverse effect on the capital value of your investment. Investors should carefully consider the risk factors in the Offering Documents before making any investment. Past performance is not necessarily an indication of future performance.

²Inception Date refer to the inception dates of the respective share class of the Ashburton India Equity Opportunities Fund. ³AMC Fees refers to Investment Management Fees. ⁴Total Expense Ratio (TER) is estimated and expressed as an annualized percentage of the charges, levies and fees incurred by the portfolio related to its management, for the period under review against the average NAV of the portfolio over this period. A higher TER does not necessarily imply a poor return, nor does a lower TER imply a good return. The current TER cannot be regarded as an indication of future TERs. ⁵Minimum investment amount is shown in USD and can be an equivalent amount in other respective currencies. ⁶Since inception returns for Benchmarks are from the inception date of Class I USD and GBP respectively

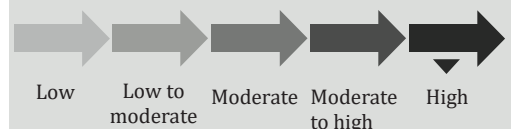
Fund Details

Fund Manager	Jonathan Schiessl
Fund Size (AUM)	USD 67.31 mn
Launch Date ¹	29 January 2019
Number of Securities	25
Benchmark	MSCI India Index
Active Share	63.34%
Dividend Yield	1.40%
Domicile	Luxembourg
Dividend policy	Accumulation
Management Company	MDO Management Company S.A
Investment Manager	IIFL Capital Pte Ltd
Reporting Fund	Yes
Administrator	European Fund Administration S.A.
Fund Structure	UCITS
ISA Eligible	Yes
FCA Recognised	Yes
Dealing	Daily
Dealing Cut-off	10:00 a.m. Luxembourg time
Dealing Fax	+352 48 65 61 8002
Fund Holiday	Luxembourg, Singapore and India
Available for Sale	Finland, Luxembourg, Norway, Singapore, South Africa, Switzerland and U.K.

Ratings



Risk Profile



Top 10 Holdings

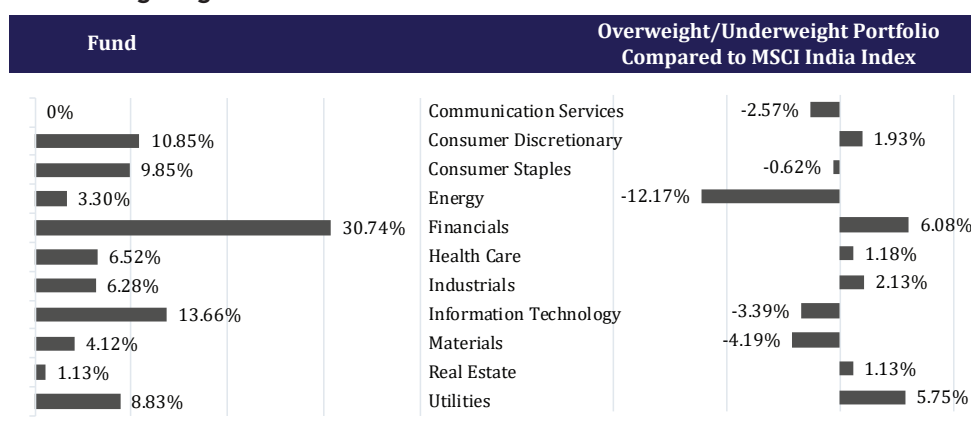
Securities	Sector	% of AUM
Housing Dev Finance Corp Ltd	Financials	8.46
HDFC Bank Ltd	Financials	8.05
Infosys Ltd	Information Technology	7.99
HCL Technologies Ltd	Information Technology	5.67
Axis Bank Ltd	Financials	4.85
Emami Ltd	Consumer Staples	4.73
Eicher Motors Ltd	Consumer Discretionary	4.49
GAIL India Ltd	Utilities	4.43
Power Grid Corp of India Ltd	Utilities	4.40
Larsen & Toubro Ltd	Industrials	4.26

Fund Statistics

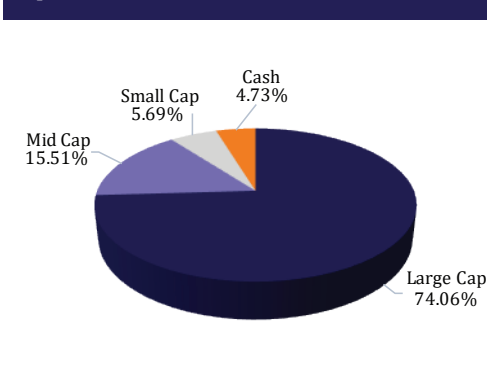
	Beta	Sharpe Ratio	Tracking Error
YTD	0.80	1.09	6.03%
1 Year	0.85	(0.69)	6.14%
3 Years	0.89	0.44	5.59%
5 Years	0.92	0.62	6.04%
Since inception	0.92	0.77	6.03%

Note: Data pertains to Share Class I USD

Sector Weighting



Capitalisation Breakdown



Disclaimer for Elite Rating: Elite Fund Rating is issued by Fundcalibre.com based on FundCalibre's research methodology and is assigned to such managers who display skill consistently over a minimum of three years and show more than 55% probability of demonstrating this skill over the next 12 months. FundCalibre is an appointed representative of Chelsea Financial Services, which is authorised and regulated by FCA. Elite Fund rating does not mean the fund is a suitable investment and does not constitute a recommendation to buy or sell. Elite Fund rating is subjective in nature and reflects FundCalibre's current expectations of future events/behaviour which may turn out to be different than expected. FundCalibre does not guarantee that a fund will perform in line with its FundCalibre benchmark. Likewise, the Elite Fund rating should not be seen as any sort of guarantee or assessment of the creditworthiness of a fund nor of its underlying securities and should not be used as the sole basis for making any investment decision.

Other Disclaimers

This document constitutes confidential and proprietary material, and may not be reproduced or further distributed in part or full to any other person without the written permission of IIFL Capital Pte Ltd (Reg- 200808802R). This document is for information purposes only and it does not purport to be a complete description of the product under consideration. It is not an offer, recommendation or solicitation to buy or sell investment under consideration. Offers to invest is made only by the "Offering Documents". Investment in any equity fund is speculative and inherently subject to significant market risk. The investments in the fund may be affected by changes in the macro-economic and geo-political conditions of the country of underlying investments. There is neither any assurance that it would generate any profits nor any guarantee of the capital in any respect and the investor could lose all or substantial portion of their investment. Past performance should not be seen as an indication of future performance. Where investments involve exposure to a currency other than that in which it is denominated, any currency movement may also have an adverse effect on the capital value of your investment. Investors should carefully consider the risk factors in the Offering Documents before making any investment. Prospective investors should also inform themselves, and should take appropriate advice, on the legal requirements and as to the possible tax consequences, foreign exchange transactions or exchange control requirements that may encounter under the laws of the countries of their citizenship, residence or domicile and that may be relevant to the subscription, purchase, holding, exchange, redemption or disposal of any investments. The information given in this document is not exhaustive and is subject to change without notice. In the terms of all the above, the Investors are and shall be solely responsible for the consequences of their own investment decisions. Whilst every care has been taken in preparing this document, IIFL Capital Pte. Ltd. and their affiliates and agents to the fullest extent permitted by applicable law disclaim any liability or responsibility for any error or omission or inaccuracy or mistake of any nature or any consequences of the use of the material/ information displayed on this document. The Fund (including its sub-funds) may not be registered in various jurisdictions. Investors and distribution of this document is strictly restricted by applicable laws and regulatory requirements of all countries in which it is made available and is intended only for the use of persons to whom it may legally be made available under local qualification criteria. Protections afforded by local legal and regulatory systems may have limited applicability to investments in this fund.

In **DIFC** this marketing material is distributed by IIFL Private Wealth Management (Dubai) Ltd and directed at professional clients only and not Retail clients. In **Singapore**, this marketing material is distributed by IIFL Securities Pte. Ltd. as the Scheme is listed under the list of Restricted Schemes. In **U.K., Norway and Finland**: This marketing material is distributed by IIFL Asset Management (trading name of IIFL Wealth (UK) Ltd), which is authorized and regulated by the Financial Conduct Authority (FCA). IIFL Asset Management ("IIFL UK") is the Global Distributor of the Fund. It is intended for use by Professional Clients, as defined by the Markets in Financial Instruments Directive (MiFID). It is intended for use by Professional Clients, as defined by the Markets in Financial Instruments Directive (MiFID). **Switzerland:** The state of the origin of the fund is Luxembourg. This document may only be distributed in Switzerland to qualified investors within the meaning of art. 10 para. 3, 3bis and 3ter CISA. Acolin Fund Services AG, Leutschenbachstrasse 50, CH-8050, Zurich, is the Representative Agent and Banque Cantonale de Genève, quai de l'île 17, CH-1204 Geneva is the Paying Agent in Switzerland for shares distributed in Switzerland. The Fund has been approved by the Swiss Financial Market Supervisory Authority ("FINMA") for distribution to qualified and non-qualified investors. The prospectus, the Key Investor Information Documents, the articles of association as well as the annual and semi-annual reports may be obtained free of charge from the representative. In respect of the units distributed in or from Switzerland, the place of performance and jurisdiction is at the registered office of the representative. Past performance is no indication of current or future performance. The performance data, if any do not take account of the commissions and costs incurred on the issue and redemption of units. **South Africa:** This document has been approved for issue in South Africa by Ashburton Management Company (RF) Proprietary Limited, 3rd Floor, 4 Merchant Place, 1 Fredman Drive, Sandton, 2196. IIFL Fund is approved under Section 65 of the Collective Investment Schemes Control Act 45 of 2002 and in accordance of Board notice 257 of December 13, 2013 of the Collective Investment Schemes Control Act. Prospectuses, simplified prospectuses, the articles of association or the management regulations as well as annual and semi-annual reports of the Funds are available free of charge from Ashburton Management Company (RF) Proprietary Limited. Before investing in a product please read the latest prospectus carefully and thoroughly.